



A Donaldson Company

A WORLD LEADER IN FUME EXTRACTION TECHNOLOGY

ILF 1000

LASER, MECHANICAL ENGINEERING

Last Updated on 02.02.2022



The perfect 'companion' for fume extraction solutions that need a long life on applications where high amounts of dust and particulate are generated.

The BOFA inline filter 1000 has been designed specifically for applications that generate high amounts of fine dust or particulate.

This inline filter unit is positioned alongside the main BOFA fume filtration system to increase the overall filter capacity and extend the life of the main filters. The DeepPleat DUO pre-filter incorporates a massive drop-out chamber within the filter, having a volume area of 15ltrs. Above the drop-out chamber but still, within the housing, there is a sealed 200mm deep pleat media giving a surface area in excess of 30sq metres.

Technology



DeepPleat DUO pre-filter



Reverse flow air technology



Patented technology



ProTECT service plan



SureCHECK quality standard

Key features of the ILF 1000

DeepPleat DUO pre-filter
Standard

Large filtration area
Standard

Extended filter life
Standard

Filters with long life and low replacement cost
Standard

Contact BOFA at <https://bofainternational.com/en/contact/>


<https://bofainternational.com/en/portal/datasheets/ilf-1000/>



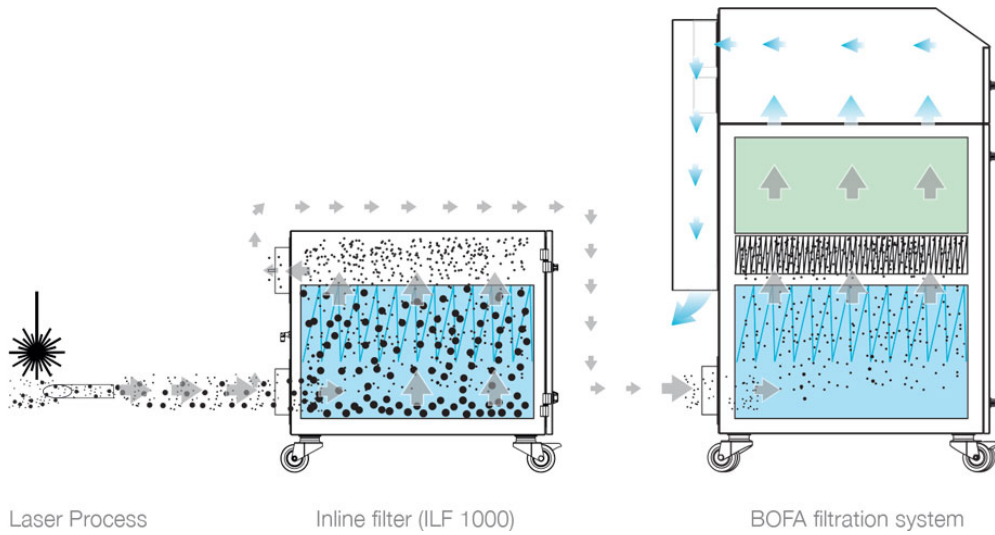
Approvals: REACH and RoHS. See individual product technical data for specific accreditations

Technical specification

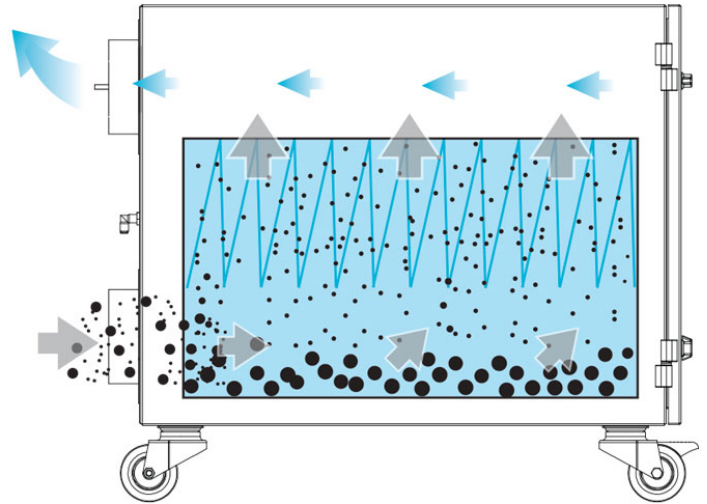

- 1. Inlet - 125mm
- 2. Exhaust outlet - 125mm
- 3. Filter compartment hinges
- 4. Filter compartment latch
- 5. Vacuum sensor pipe
- 6. Double castors



Inline filtration system



Airflow through filters



Technical data

	EU	US
Dimensions (HxWxD)	650 x 617 x 763 mm	25.60 x 24.3 x 30.04"
Cabinet construction	Stainless steel	Stainless steel
Weight	25kg	55lbs
Exhaust outlet	125mm	4.9"

DeepPleat DUO pre-filter specifications

Surface media area	30m ² approx (322.8 ft ²)
Filter media	Borosilicate
Filter media construction	Maxi pleat construction with webbing spacers
Filter housing	Zintec mild steel
Filter efficiency	95% @ 0.9 microns

Unit part numbers

Model	Part number
ILF 1000 stainless steel	A1030307

Replacement filters - Part numbers

Model	Part number
DeepPleat DUO pre-filter	A1030222

Datasheet correct at time of publishing.

Where applicable, the carbon used in BOFA units is capable of removing a wide range of VOCs, however it is the responsibility of the user to ensure the carbon is suitable for their application. For specific applications, please contact us for details.

Important Notice: Many factors beyond the control of BOFA can affect the use and performance of BOFA products in a particular application, including the conditions under which the product is used. Since these factors are uniquely within the user's knowledge and control, it is essential the user evaluate the products to determine whether the product is fit for the particular purpose and suitable for the user's application. All products, product specifications, availability and data are subject to change without notice, and may vary by region or country.

Think before you print! Please consider the environment before printing this document.

