



A WORLD LEADER IN FUME
EXTRACTION TECHNOLOGY



FireBOX MA

Last Updated on 02.02.2022

For added safety and protection from metal fires.

Self-extinguishing inline pre-filter

In the rare event that a burning ember is drawn into the fume extraction unit, there is the possibility that debris in the filters could ignite. Although any resultant fire would typically be retained within the fume extraction unit, this would cause significant damage and in extreme circumstances, the risk may extend beyond the extraction unit. For processes where such risks have been identified, additional protection in the form of an inline FireBOX is an additional precaution.

The built-in temperature controller can be set so when a 10°C (18°F) temperature rise over the pre-set ambient temperature is detected, the **FireBOX MA** will activate the isolating valves and switch off the power to the extraction unit, suppressing the airflow to the FireBOX and reducing the fire. If this does not completely suppress the fire and the temperature rises another 10°C (18°F) then the fire extinguisher will be activated.

Independent tests by Ordnance Testing Solutions Ltd found the **FireBOX MA** is effective at containing and suppressing aluminium metal fires. It hosts all the same features and benefits as the **FireBOX GA** but has been designed specifically for metal-based applications. If you are not working with metal, please refer to the [FireBOX GA datasheet](#) or contact us to ensure you chose the right system.

Shipping Instructions – Dangerous Goods Classification

The Firebox product category (MA & GA) contains components that means it has been classified as **Dangerous goods** under the **Dangerous Goods Regulations**.

The classification of the product falls under **UN1044 - FIRE EXTINGUISHERS, CLASS 2.2** and will need addressing for transport via both Air and Sea. On the occasion that the product is to be moved via road freight then it is exempt from ADR Regulations for transport (Under Special Provision 594) and no further action is required.

For more information, please contact BOFA or your freight forwarder.

[Watch our fire suppression video](#)

Technology



DeepPleat DUO
pre-filter



Reverse flow air
technology



Multi voltage
sensing (MVS) unit



Patented
technology



ProTECT service
plan



SureCHECK
quality standard

Contact BOFA at <https://bofainternational.com/en/contact/>
<https://bofainternational.com/en/portal/datasheets/firebox-ma/>




Approvals: REACH and RoHS. See individual product technical data for specific accreditations

Typical applications

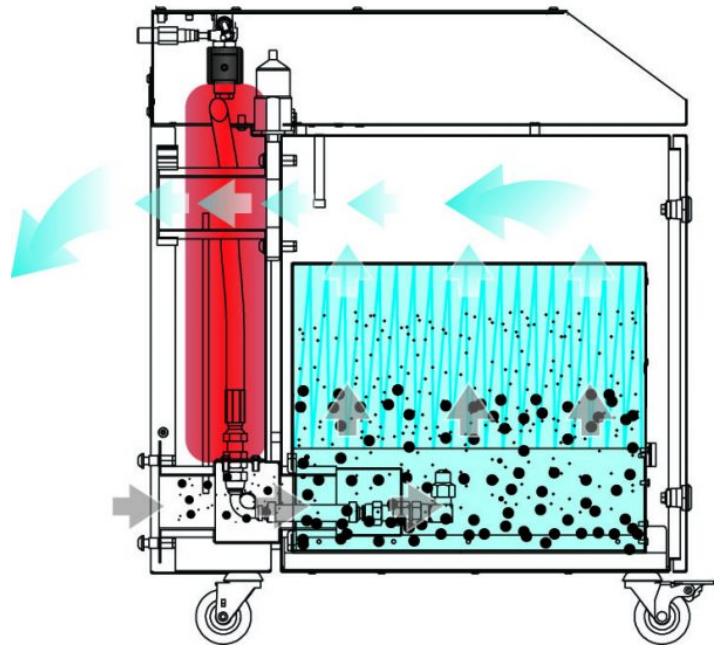
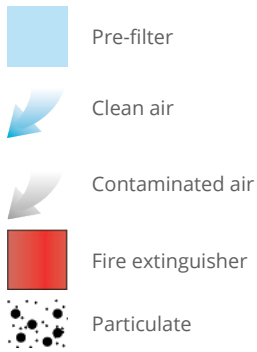
- Aluminium disc cutting
- Laser cleaning
- Laser micro-machining
- Welding
- Grinding
- Laser engineering net shaping
- Laser welding
- Laser coding and marking
- Laser engraving and cutting
- Laser kiss cutting

Technical specification

- 1. On / off switch
- 2. Warning beacon
- 3. Value test buttons
- 4. Temperature display
- 5. Door latches
- 6. Castors
- 7. Fire extinguisher
- 8. Air inlet
- 9. Air outlet
- 10. Power out
- 11. Power inlet



Airflow drawing



Technical data

	EU	US
Dimensions (HxWxD)	1185 x 495 x 640mm (including beacon)	46.65 x 19.48 x 25.2" (including beacon)
Cabinet construction	Brushed stainless steel	Brushed stainless steel
Airflow	Up to 500m ³ /hr	Up to 294cfm
Electrical data	115-230v Single-phase 1~ 50/60Hz	115-230v 50/60Hz
	Max load current: 13 amps	Max load current: 13 amps
Weight	56kg	123lbs
Approvals	UKCA and CE	

DeepPleat DUO pre-filter specifications

Surface media area	12m ² approx (129.12 ft ²)
Filter media	Borosilicate
Filter media construction	Pleated with glue bead spacers
Filter housing	Zintec mild steel
Filter efficiency	95% @ 0.9 microns

Unit part number

Model	Voltage	Part no.	Hose kit
FireBOX MA Stainless steel	115-230V	1060148-1558	Metal hose only. Please contact BOFA for more information.

Replacement filter

Model	DeepPleat DUO pre-filter
FireBOX MA	A1030426

BOFA International Ltd shall not be liable due to misuse of the equipment, use of materials not specified within the applications listed. For further information of acceptable materials, contact BOFA International.

Goods provided under warranty: the warranty does not provide cover for normal wear and tear and in addition such warranties shall be null and void if the Goods are modified, improperly installed or used, damaged wilfully, by accident or by neglect or by failure to follow the specified maintenance schedule provided in the user manual or in the event of any parts being improperly installed or replaced (other than by an authorised representative of BOFA). Please refer to [BOFA International terms and conditions](#) for further information.

Datasheet correct at time of publishing.

Where applicable, the carbon used in BOFA units is capable of removing a wide range of VOCs, however it is the responsibility of the user to ensure the carbon is suitable for their application. For specific applications, please contact us for details.

Important Notice: *Many factors beyond the control of BOFA can affect the use and performance of BOFA products in a particular application, including the conditions under which the product is used. Since these factors are uniquely within the user's knowledge and control, it is essential the user evaluate the products to determine whether the product is fit for the particular purpose and suitable for the user's application. All products, product specifications, availability and data are subject to change without notice, and may vary by region or country.*

Think before you print! Please consider the environment before printing this document.

